













# Czech Republic Artistic Swimming Open Championships 2026

## 20.03.2026 - - Youth FIGURES FIG (2010 and younger)

F1: Flying Fish Spinning 360° (2.9)    F2: Cyclone, Open 180° (2.6)    F3: Barracuda Airborne Split Spin Up 180° (2.9)    F4: Swordfish Straight Leg Ariana Rotation (2.6)

Rank	Country	Name/Club	YOB	Figure 1	Figure 2	Figure 3	Figure 4	Total	Penal (incl.)	Points behind
1.	KAZ	63 - Zairova Takhmina KAZAKHSTAN	2011	22.8133	21.3200	23.5867	19.8467	<b>79.6061</b>		
2.	POL	84 - Kasprzyk Kacper UKS PLYWANIE ARTYSTYCZNE TRZEBNICA	2010	21.1700	19.9333	23.9733	17.0733	<b>74.6817</b>		4.9244
3.	UZB	42 - Kasatkina Elizaveta Uzbekistan Aquatics	2011	21.8467	18.8933	21.6533	18.0267	<b>73.1091</b>		6.4970
4.	POL	47 - Mianowska Amelia UKS PLYWANIE ARTYSTYCZNE TRZEBNICA	2013	20.3000	18.9800	22.5233	17.9400	<b>72.4939</b>		7.1122
5.	NED	83 - Poortman Vera Swol1894	2012	20.6867	18.2000	23.2000	17.1600	<b>72.0425</b>		7.5636
6.	SVK	118 - Kubicová Lucia Slovenská plavecká federácia	2011	21.5567	18.1133	21.8467	17.5933	<b>71.9182</b>		7.6879
7.	CZE	26 - Kubínková Karla SKUP Olomouc	2012	21.0733	17.5067	21.2667	17.8533	<b>70.6364</b>		8.9697
8.	CZE	10 - Vytisková Michaela VSK Univerzita Brno	2011	20.3967	16.5533	21.0733	17.7667	<b>68.9000</b>		10.7061
9.	CZE	106 - Bulková Anna TJ TESLA BRNO z.s	2011	18.7533	18.4600	20.7833	17.6800	<b>68.7969</b>		10.8092
10.	SUI	91 - Lenz Vanessa Artistic Swimming Bern	2013	19.8167	18.0267	21.0733	16.4667	<b>68.5304</b>		11.0757
11.	USA	92 - Hsiao Hannah Meraquas of Irvine	2011	19.6233	17.0733	19.9133	18.7200	<b>68.4817</b>		11.1244
12.	SUI	98 - Nydegger Mia Artistic Swimming Bern	2011	21.1700	18.1133	20.5900	14.3867	<b>67.5091</b>		12.0970
13.	SUI	116 - Tracia Naya Artistic Swimming Bern	2011	18.3667	17.6800	20.8800	16.9867	<b>67.1940</b>		12.4121
14.	CZE	71 - Vojáková Markéta Sportovní klub NEPTUN	2014	20.3000	17.5933	19.3333	16.6400	<b>67.1515</b>		12.4546
15.	CZE	121 - Skočovská Lenka VSK Univerzita Brno	2012	18.7533	17.2467	21.2667	16.4667	<b>67.0304</b>		12.5757
16.	SUI	31 - Trösch Naira Artistic Swimming Bern	2011	19.3333	18.2000	20.3967	15.7733	<b>67.0030</b>		12.6031
17.	CZE	136 - Loučková Barbora TJ TESLA BRNO z.s	2011	19.4300	16.9867	20.8800	16.3800	<b>66.9788</b>		12.6273
18.	UZB	133 - Kuchmar Aleksandra Uzbekistan Aquatics	2013	20.7833	17.1600	19.9133	15.4267	<b>66.6212</b>		12.9849
19.	POL	134 - Skoczek Zoja UKS PLYWANIE ARTYSTYCZNE TRZEBNICA	2012	17.1100	17.5933	20.8800	17.3333	<b>66.2878</b>		13.3183
20.	SVK	5 - Krajčovičová Vivien Slavia STU Artistic Swimming	2014	19.5267	16.8133	19.7200	16.8133	<b>66.2485</b>		13.3576
21.	GER	4 - Kienberger Olivia SG Stadtwerke München	2011	19.7200	17.4200	20.7833	14.8200	<b>66.1303</b>		13.4758
22.	POL	80 - Kardaś Hanna UKS PLYWANIE ARTYSTYCZNE TRZEBNICA	2012	19.0433	16.2067	22.2333	15.1667	<b>66.0455</b>		13.5606
23.	CRO	137 - Petrić Elin KUP Primorje Aqua Maris	2011	19.4300	17.3333	19.5267	15.7733	<b>65.5121</b>		14.0940

Rank	Country	Name/Club	YOB	Figure 1	Figure 2	Figure 3	Figure 4	Total	Penal (incl.)	Points behind
24.	 SVK	39 - Mačúhová Veronika Slovenská plavecká federácia	2011	19.3333	18.1133	19.5267	14.9933	<b>65.4242</b>		14.1819
25.	 SVK	95 - Szócsová Alexandra Slovenská plavecká federácia	2012	19.4300	17.4200	19.6233	14.9067	<b>64.8909</b>		14.7152
26.	 SUI	100 - Abgaryan Soto Jana Artistic Swimming Bern	2011	18.8500	16.8133	22.3300	13.0867	<b>64.6182</b>		14.9879
27.	 CRO	32 - Žic Vita KUP Primorje Aqua Maris	2011	19.1400	16.3800	20.4933	14.8200	<b>64.3939</b>		15.2122
28.	 CZE	108 - Lukášová Klára SKUP Olomouc	2011	18.8500	16.7267	18.8500	16.0333	<b>64.0545</b>		15.5515
29.	 SUI	65 - Scheuzger Zoé Artistic Swimming Bern	2012	18.8500	16.9000	20.0100	14.5600	<b>63.9273</b>		15.6788
30.	 POL	50 - Głuchowska Antonina UKS PLYWANIE ARTYSTYCZNE TRZEBNICA	2013	18.9467	16.6400	18.8500	15.7733	<b>63.8273</b>		15.7788
31.	 SVK	52 - Oršula Arienne Kathrin Slovenská plavecká federácia	2012	17.7867	16.5533	19.7200	15.8600	<b>63.5636</b>		16.0425
32.	 CZE	77 - Plachá Daniela KPSP Kometa Brno z.s.	2011	18.3667	16.2933	19.4300	15.6867	<b>63.4334</b>		16.1727
33.	 POL	30 - Frąckowiak Alicja UKS PLYWANIE ARTYSTYCZNE TRZEBNICA	2012	18.6567	16.3800	18.8500	15.8600	<b>63.4061</b>		16.2000
34.	 SVK	44 - Bakošová Júlia Slavia STU Artistic Swimming	2014	18.3667	15.9467	19.6233	15.7733	<b>63.3727</b>		16.2334
35.	 CZE	101 - Škubalová Agáta VSK Univerzita Brno	2011	19.5267	16.5533	19.9133	13.6933	<b>63.3515</b>		16.2546
36.	 USA	81 - Poirel Cassandra Meraquas of Irvine	2011	17.6900	14.8200	19.2367	17.8533	<b>63.2727</b>		16.3334
37.	 CZE	87 - Karlíková Ráchel Sportovní klub NEPTUN	2012	18.7533	16.1200	17.9800	16.5533	<b>63.0969</b>		16.5092
38.	 CRO	114 - Majstorović Mia KUP Primorje Aqua Maris	2012	18.8500	14.9067	20.5900	14.9933	<b>63.0364</b>		16.5697
39.	 SVK	28 - Strungová Lílana Slovenská plavecká federácia	2012	19.5267	15.7733	18.2700	15.6867	<b>62.9606</b>		16.6455
40.	 CZE	14 - Vokáčová Lucie PK Slávia VŠ Plzeň	2012	19.9133	15.2533	19.9133	13.9533	<b>62.7575</b>		16.8486
41.	 CZE	55 - Šotová Tereza SK Medúza Kladno, z.s.	2011	18.6567	17.1600	18.7533	14.3000	<b>62.6091</b>		16.9970
42.	 POL	104 - Jedynak Zofia AZS AWF Poznań	2011	18.7533	15.3400	19.9133	14.8200	<b>62.5696</b>		17.0365
43.	 SVK	3 - Holotíková Paula Slovenská plavecká federácia	2012	17.8833	16.2067	18.4633	16.2067	<b>62.5091</b>		17.0970
44.	 SVK	146 - Mikulová Andrea Slovenská plavecká federácia	2011	17.0133	17.3333	18.8500	15.2533	<b>62.2272</b>		17.3789
45.	 CZE	67 - Nosková Ela SK Medúza Kladno, z.s.	2012	18.5600	16.1200	18.5600	15.0800	<b>62.1091</b>		17.4970
46.	 GER	64 - Embacher Iris SG Stadtwerke München	2011	19.2367	15.6867	19.1400	14.1267	<b>61.9910</b>		17.6151
47.	 CZE	54 - Kašíková Nikola VSK Univerzita Brno	2011	17.8833	16.3800	18.0767	15.7733	<b>61.9212</b>		17.6849
48.	 CRO	70 - Božić Ema KUP Primorje Aqua Maris	2012	17.3033	17.0733	17.4000	16.2067	<b>61.8030</b>		17.8031
49.	 SVK	138 - Barnová Lívia Slovenská plavecká federácia	2012	16.7233	15.2533	19.0433	16.6400	<b>61.5090</b>		18.0971
50.	 CZE	97 - Popova Sofia Sportovní klub NEPTUN	2011	16.8200	16.5533	19.4300	14.8200	<b>61.4757</b>		18.1304
51.	 SVK	17 - Hollerová Ema Slovenská plavecká federácia	2013	17.4000	16.4667	18.2700	15.2533	<b>61.2636</b>		18.3425

Rank	Country	Name/Club	YOB	Figure 1	Figure 2	Figure 3	Figure 4	Total	Penal (incl.)	Points behind
52.	 CZE	111 - Jiroutková Elisabeth SCPAP	2012	17.8833	15.6000	18.2700	15.6000	<b>61.2303</b>		18.3758
53.	 SUI	82 - Waeber Alicia Artistic Swimming Bern	2012	17.2067	16.0333	17.8833	15.9467	<b>60.9727</b>		18.6334
54.	 SUI	69 - Dober Maria Artistic Swimming Bern	2012	17.0133	16.4667	17.7867	15.5133	<b>60.7091</b>		18.8970
55.	 POL	117 - Gulbinowicz Hanna UKS PLYWANIE ARTYSTYCZNE TRZEBNICA	2013	16.3367	15.9467	17.9800	16.3800	<b>60.5849</b>		19.0212
56.	 CRO	88 - Redžepović Leni KUP Primorje Aqua Maris	2013	19.2367	14.8200	18.2700	14.2133	<b>60.4909</b>		19.1152
57.	 CZE	19 - Votrubová Aneta TJ Tábor	2011	18.7533	14.3867	18.2700	15.0800	<b>60.4455</b>		19.1606
58.	 CZE	40 - Radkovičová Sofie SYNCHRO Břeclav	2014	17.8833	16.3800	16.6267	15.5133	<b>60.3666</b>		19.2395
59.	 CRO	34 - Perić Katja KUP Primorje Aqua Maris	2012	17.5933	15.4267	17.7867	15.1667	<b>59.9758</b>		19.6303
60.	 CZE	150 - Vraspirová Ella TJ TESLA BRNO z.s	2011	17.2067	14.9933	18.2700	15.2533	<b>59.7485</b>		19.8576
61.	 GER	135 - Gabriel Stella SG Stadtwerke München	2012	17.5933	16.2067	19.8167	12.0467	<b>59.6940</b>		19.9121
62.	 CZE	18 - Jurčíková Viktorie SKUP Olomouc	2011	17.7867	15.5133	17.3033	14.9067	<b>59.5545</b>		20.0515
63.	 CZE	16 - Kubíčková Laura SCPAP	2012	16.9167	15.8600	17.9800	14.5600	<b>59.3788</b>		20.2273
64.	 POL	79 - Król Alicja AZS AWF Poznań	2012	17.4000	14.7333	19.4300	13.6933	<b>59.3242</b>		20.2819
65.	 CZE	89 - Doležalová Karolína SKUP Olomouc	2011	18.0767	15.4267	18.3667	13.1733	<b>59.1304</b>		20.4757
66.	 SVK	9 - Melloni Martina Slavia STU Artistic Swimming	2015	15.9500	14.3000	19.4300	15.2533	<b>59.0303</b>		20.5758
67.	 GER	62 - Pfeffermann Miriam SG Stadtwerke München	2013	18.2700	14.6467	17.6900	14.3000	<b>59.0061</b>		20.6000
68.	 CZE	61 - Stankuš Zoe SKUP Olomouc	2013	18.7533	15.2533	17.6900	13.1733	<b>58.9726</b>		20.6335
69.	 CZE	8 - Venzhöferová Karolína SKUP Olomouc	2011	15.2733	16.3800	16.5300	16.5533	<b>58.8515</b>		20.7546
70.	 CRO	86 - Štimac Mia KUP Primorje Aqua Maris	2012	17.6900	14.6467	17.7867	14.2133	<b>58.4879</b>		21.1182
71.	 SVK	68 - Kiššová Laura Slovenská plavecká federácia	2012	16.9167	15.3400	16.5300	15.4267	<b>58.3758</b>		21.2303
72.	 CZE	119 - Tichá Barbora SYNCHRO Břeclav	2011	17.0133	15.6867	16.5300	14.9067	<b>58.3061</b>		21.3000
73.	 CZE	85 - Lukášová Bára SKUP Olomouc	2014	17.5933	15.4267	16.7233	14.3867	<b>58.3000</b>		21.3061
74.	 CZE	46 - Charvátová Eliška Sportovní klub NEPTUN	2013	17.2067	14.9933	16.9167	14.9067	<b>58.2031</b>		21.4030
75.	 CZE	36 - Křenková Adéla SKUP Olomouc	2011	17.2067	15.4267	18.1733	13.1733	<b>58.1636</b>		21.4425
76.	 POL	131 - Kwiecień Hanna UKS PLYWANIE ARTYSTYCZNE TRZEBNICA	2013	15.7567	15.0800	18.1733	14.8200	<b>58.0273</b>		21.5788
77.	 SVK	53 - Dobiaš Danielle Yasmin Slovenská plavecká federácia	2012	17.7867	16.2933	18.2700	11.4400	<b>57.9909</b>		21.6152
78.	 CZE	58 - Wiesnerová Nela TJ TESLA BRNO z.s	2012	18.6567	14.1267	17.6900	13.1733	<b>57.8606</b>		21.7455
79.	 GER	20 - Suvari Tuana SG Stadtwerke München	2011	16.6267	14.6467	17.6900	14.6467	<b>57.8274</b>		21.7787

Rank	Country	Name/Club	YOB	Figure 1	Figure 2	Figure 3	Figure 4	Total	Penal (incl.)	Points behind
80.	CZE	37 - Slámová Valentýna SYNCHRO CLUB HAVÍŘOV, z.s.	2012	16.6267	15.1667	18.0767	13.6933	<b>57.7849</b>		21.8212
81.	CZE	41 - Novotný Filip VSK Univerzita Brno	2012	17.5933	14.9067	16.2400	14.7333	<b>57.7030</b>		21.9031
82.	CRO	139 - Strižić Cvita KUP Primorje Aqua Maris	2013	17.4000	15.5133	15.9500	14.3000	<b>57.4212</b>		22.1849
83.	CZE	125 - Sloupenská Anna SKUP Olomouc	2012	17.4000	14.4733	18.0767	12.9133	<b>57.1485</b>		22.4576
84.	CZE	93 - Kosíková Beáta SYNCHRO Břeclav	2013	16.7233	14.8200	15.9500	15.3400	<b>57.1212</b>		22.4849
85.	CZE	96 - Tomášková Šárka SCPAP	2012	17.3033	15.3400	16.6267	13.5200	<b>57.0818</b>		22.5243
86.	CZE	109 - Kořínková Eliška PK Slávia VŠ Plzeň	2011	17.5933	14.6467	17.7867	12.7400	<b>57.0606</b>		22.5455
87.	CZE	152 - Redžeb Vanesa SKP Kometa Brno	2013	16.6267	14.7333	17.0133	14.3867	<b>57.0545</b>		22.5515
88.	POL	112 - Gałążewska Natalia AZS AWF Poznań	2011	16.1433	14.9067	16.5300	15.1667	<b>57.0425</b>		22.5636
89.	SVK	23 - Knapová Ester Slavia STU Artistic Swimming	2013	17.6900	14.3867	17.9800	12.5667	<b>56.9304</b>		22.6757
90.	GER	21 - Rizvic Luana SG Stadtwerke München	2013	16.2400	14.9933	17.9800	13.2600	<b>56.7939</b>		22.8122
91.	CRO	57 - Vidas Korina KUP Primorje Aqua Maris	2013	16.6267	14.7333	16.7233	14.3867	<b>56.7909</b>		22.8152
92.	CRO	127 - Brnčić Emily KUP Primorje Aqua Maris	2013	18.7533	14.3000	15.6600	13.6933	<b>56.7333</b>		22.8728
93.	CZE	145 - Straková Markéta SKUP Olomouc	2013	17.4967	13.7800	17.4967	13.5200	<b>56.6304</b>		22.9757
94.	CRO	115 - Kardum Lucija KUP Primorje Aqua Maris	2013	16.5300	14.1267	16.5300	14.9067	<b>56.4485</b>		23.1575
95.	CZE	129 - Michálková Valentýna TJ Tábor	2011	16.2400	15.1667	17.1100	13.5200	<b>56.3970</b>		23.2091
96.	SUI	142 - Rosé Arina Artistic Swimming Bern	2013	16.3367	14.2133	17.1100	14.3000	<b>56.3273</b>		23.2788
97.	CZE	149 - Večeřová Barbora SCPAP	2012	17.0133	14.0400	16.4333	14.3867	<b>56.2485</b>		23.3576
98.	CRO	113 - Veršić Stella KUP Primorje Aqua Maris	2013	17.1100	14.3000	16.8200	13.6067	<b>56.2152</b>		23.3909
99.	CZE	107 - Klímová Denisa PK Slávia VŠ Plzeň	2013	17.3033	15.2533	15.3700	13.6933	<b>56.0181</b>		23.5880
100.	CRO	110 - Cvijić Lenny KUP Primorje Aqua Maris	2013	16.7233	14.4733	16.1433	14.2133	<b>55.9575</b>		23.6486
101.	CZE	73 - Kubíčková Julie SKP Kometa Brno	2013	17.8833	13.5200	16.1433	13.6933	<b>55.6726</b>		23.9335
102.	CZE	143 - Váňová Sára SKUP Olomouc	2012	17.4967	14.5600	16.5300	12.3933	<b>55.4364</b>		24.1697
103.	POL	72 - Turkowiak Kalina AZS AWF Poznań	2011	15.8533	14.3867	17.1100	13.2600	<b>55.1000</b>		24.5061
104.	GER	2 - Lye Alicia SG Stadtwerke München	2011	16.1433	14.6467	15.2733	14.3867	<b>54.9545</b>		24.6515
105.	SVK	75 - Houfek Sophia Slavia STU Artistic Swimming	2014	15.5633	14.8200	15.2733	14.5600	<b>54.7424</b>		24.8637
106.	SVK	12 - Remišová Adriana Slovenská plavecká federácia	2011	16.0467	14.3867	15.1767	14.5600	<b>54.7001</b>		24.9060
107.	CZE	27 - Hanáková Michaela Sportovní klub NEPTUN	2013	16.9167	12.2200	18.2700	12.7400	<b>54.6788</b>		24.9273
108.	CZE	59 - Závodská Sofie SCPAP	2012	16.6267	13.5200	16.5300	13.3467	<b>54.5667</b>		25.0394

Rank	Country	Name/Club	YOB	Figure 1	Figure 2	Figure 3	Figure 4	Total	Penal (incl.)	Points behind
109.	CZE	29 - Fišerová Julie SKP Kometa Brno	2012	15.7567	13.5200	17.0133	13.6933	<b>54.5303</b>		25.0758
110.	CZE	132 - Grygárková Adéla SKUP Olomouc	2011	16.0467	13.3467	17.3033	13.0000	<b>54.2697</b>		25.3364
111.	CZE	51 - Moravčíková Nela SYNCHRO Břeclav	2014	14.2100	15.0800	17.1100	12.6533	<b>53.6848</b>		25.9213
112.	POL	144 - Zakrzewicz Róża AZS AWF Poznań	2013	17.4967	13.4333	16.9167	11.1800	<b>53.6606</b>		25.9455
113.	CZE	24 - Gajdušková Zuzana SYNCHRO Břeclav	2015	16.1433	13.0867	15.9500	13.6933	<b>53.5212</b>		26.0849
114.	POL	90 - Szymczak Dagna AZS AWF Poznań	2013	16.6267	14.2133	15.7567	12.1333	<b>53.3909</b>		26.2152
115.	CZE	148 - Tihounová Ella Sportovní klub NEPTUN	2013	14.6933	14.4733	15.9500	13.4333	<b>53.2272</b>		26.3789
116.	CZE	6 - Doležalová Nikola SYNCHRO Břeclav	2014	15.3700	14.3867	16.6267	12.1333	<b>53.1970</b>		26.4091
117.	CZE	126 - Budinská Ema SK Medúza Kladno, z.s.	2011	16.2400	13.4333	15.6600	12.4800	<b>52.5575</b>		27.0485
118.	CZE	11 - Budinská Adéla SK Medúza Kladno, z.s.	2013	15.0800	13.4333	16.8200	12.3933	<b>52.4787</b>		27.1274
119.	SVK	78 - Masaryková Natália Slavia STU Artistic Swimming	2013	15.3700	13.8667	15.6600	12.5667	<b>52.2395</b>		27.3666
120.	CZE	151 - Attanasio Alfredo SK Medúza Kladno, z.s.	2011	15.7567	13.0867	15.8533	12.5667	<b>52.0576</b>		27.5485
121.	POL	1 - Całujek Zuzanna AZS AWF Poznań	2013	16.3367	11.9600	15.2733	13.6067	<b>51.9788</b>		27.6273
122.	CZE	45 - Baldi Giulia Eleanora VSK Univerzita Brno	2011	15.0800	13.0867	16.1433	12.6533	<b>51.7848</b>		27.8213
123.	CZE	25 - Guido Maddalena PK Slávia VŠ Plzeň	2011	15.3700	14.3867	14.4033	12.4800	<b>51.4909</b>		28.1152
124.	POL	123 - Starzyńska Olga AZS AWF Poznań	2013	16.4333	13.3467	14.8867	11.9600	<b>51.4788</b>		28.1273
125.	CZE	141 - Vitulová Mia SKUP Olomouc	2013	17.0133	14.0400	11.9867	13.0867	<b>51.0243</b>		28.5818
126.	SVK	43 - Repáčiková Nikola Slavia STU Artistic Swimming	2013	15.4667	13.0867	13.2433	14.1267	<b>50.8395</b>		28.7666
127.	POL	74 - Mikulevich Yana UKS PLYWANIE ARTYSTYCZNE TRZEBNICA	2013	15.7567	12.3933	15.2733	12.4800	<b>50.8212</b>		28.7849
128.	CZE	22 - Štachová Anna SYNCHRO Břeclav	2011	15.4667	13.9533	14.5000	11.9600	<b>50.8000</b>		28.8061
129.	GER	7 - Rolland Emilie SG Stadtwerke München	2011	16.1433	14.8200	12.6633	12.1333	<b>50.6908</b>		28.9153
130.	CZE	99 - Vacková Adéla SKP Kometa Brno	2013	14.9833	12.5667	15.4667	12.6533	<b>50.6091</b>		28.9970
131.	CZE	49 - Ahmed Ali Mahfouz Haya VSK Univerzita Brno	2013	14.5000	14.3000	14.5000	11.9600	<b>50.2364</b>		29.3697
132.	SVK	147 - Mackaničová Adela Slavia STU Artistic Swimming	2013	13.3400	11.1800	17.2067	12.2200	<b>49.0425</b>		30.5636
133.	GER	48 - Korp Paula SG Stadtwerke München	2013	15.9500	13.0000	12.2767	12.3933	<b>48.7455</b>		30.8606
134.	CZE	103 - Polčáková Valentýna SYNCHRO Břeclav	2013	15.4667	12.8267	13.4367	11.3533	<b>48.2576</b>		31.3485
135.	POL	15 - Mikołajczak Marta AZS AWF Poznań	2011	14.8867	12.6533	12.7600	10.4867	<b>46.1697</b>		33.4364
136.	CZE	102 - Svobodníková Agáta TJ TESLA BRNO z.s	2011	0.0000	15.8600	20.1067	14.3000	<b>45.6970</b>		33.9091

Rank	Country	Name/Club	YOB	Figure 1	Figure 2	Figure 3	Figure 4	Total	Penal (incl.)	Points behind
137.	CZE	120 - Luhová Angelína SK Medúza Kladno, z.s.	2011	17.1100	15.4267	17.0133	0.0000	<b>45.0455</b>		34.5606
138.	SVK	76 - Nováková Ela Slovenská plavecká federácia	2012	15.9500	15.6000	17.4967	0.0000	<b>44.5879</b>		35.0182
139.	GER	124 - Minin Katherina SG Stadtwerke München	2013	16.5300	14.9067	17.4000	0.0000	<b>44.3970</b>		35.2091
140.	CZE	94 - Fišová Sabina TJ TESLA BRNO z.s	2012	0.0000	16.2067	17.0133	14.5600	<b>43.4364</b>		36.1697
141.	GER	13 - Nogaller Michelle SG Stadtwerke München	2013	12.8567	11.1800	12.7600	10.5733	<b>43.0636</b>		36.5425
142.	CZE	56 - Odehnalová Šárka Sportovní klub NEPTUN	2013	0.0000	15.4267	17.3033	14.4733	<b>42.9121</b>		36.6940
143.	GER	128 - Roschkow Arina SG Stadtwerke München	2013	0.0000	14.3867	17.0133	13.3467	<b>40.6788</b>		38.9273
144.	GER	33 - Ninkovic Lana SG Stadtwerke München	2012	0.0000	15.0800	16.4333	11.7867	<b>39.3636</b>		40.2425
145.	SVK	38 - Nagyová Ema Slavia STU Artistic Swimming	2013	0.0000	13.1733	16.3367	13.3467	<b>38.9606</b>		40.6455
146.	CZE	66 - Křepelková Olivie Sportovní klub NEPTUN	2013	0.0000	12.6533	16.0467	11.7000	<b>36.7273</b>		42.8788
147.	SVK	35 - Jurčovičová Laura Slavia STU Artistic Swimming	2013	0.0000	0.0000	17.2067	12.0467	<b>26.5940</b>		53.0121
148.	SVK	140 - Bendová Barbora Slavia STU Artistic Swimming	2013	0.0000	14.9933	0.0000	13.6067	<b>26.0000</b>		53.6061
149.	SVK	130 - Čegiňová Alžbeta Slavia STU Artistic Swimming	2013	0.0000	12.8267	0.0000	12.6533	<b>23.1636</b>		56.4425